

Closing the Digital Literacy Gap with Northstar Assessments and Curricula

Theresa Sladek
Literacy Minnesota



Agenda



- Literacy Minnesota overview
- Northstar History and Philosophy
- Features
 - **Assessments**
 - **Instructor led Curricula**
 - **Self directed online learning**
 - **Learner Management System**
 - **Reports**

Literacy Minnesota



- A non-profit leader and a driving force behind the latest developments in literacy learning.
- Extensive direct service experience providing English Language Learning, Citizenship, High School Equivalency and Digital Literacy
- Provide statewide training to volunteers and teachers working with Adult literacy <https://www.literacymn.org/educator-resources>
- Nationally recognized for educational resources, advocacy and digital literacy

Northstar Digital Literacy



- Mission: To help individuals around the world master the digital skills needed to work, learn, and participate fully in daily life
- Assessments and educational tools for basic computer skills
- Used by 3165 sites in 50 states, 9 countries
- Over 8.8 million total assessments given
- Available fully in English, assessments and practice lessons are also in Spanish
- Fully compatible with Desktops, Laptops, and Chromebooks, making mobile compatible

Northstar History and Philosophy



- Started at request of local library
- Standards based
- Accessible
 - Grade 4 English Reading Level
 - Web based
- National reach
- Subscription model pays for maintenance

Assessments



NORTHSTAR

Essential Computer Skills

- Basic Computer
- [Internet basics](#)
- Using Email
- Windows 10
- Windows 11
- Mac OS

Essential Software

- Microsoft Word
- Excel
- PowerPoint
- Google Docs

Using Technology in Daily Life

- Social Media
- Information Literacy
- Career Search Skills
- [Accessing Telehealth Appointments](#)
- Your Digital Footprint
- Supporting K-12 Distance Learning

Coming Up


- Cyber Security
- Making Basic Computer Skills Mobile Compatible

**Those listed in blue are also Mobile Compatible*

Assess Skills




NORTHSTAR





 **NORTHSTAR**


Accessing Telehealth Appointments

PUBLIC VERSION ?




> 4. The doctor cannot hear Luis! Click the button to fix the problem.



 Unmute  Stop video  Chat  Participants

4 / 21 

I DON'T KNOW



Results Page



> Your Results

You've completed the assessment! After reviewing your results, close this browser tab/window to start another module.

You Passed!

85.8 %

How is my score calculated?

Go to NSOL Claim Badge Print Results

Name: Theresa Sladek
Timestamp: Aug 18 2020, 4:43 PM
Record ID: 7632709
Code: 7d26f5822d33

Correct (29 out of 34)

MASTERED SKILLS

✓ 1 Identify the different ways a person can connect to the internet.

Practice

2 Demonstrate knowledge of

Practice

Incorrect (5 out of 34)

SKILLS TO IMPROVE

✗ 5 Demonstrate understanding of how to use browser tools and settings to protect privacy (e.g., private browser windows, clearing search history, and declining to save passwords on shared computers).

Practice

Badges and Certificates



- Passing score = 85%
- Unproctored and pass
 - Digital badge (unproctored)
- Proctored and pass
 - Digital badge (proctored)
 - Certificate – printed or emailed as pdf

The power of certificates



- Prove knowledge to employers
- Confidence Building
- Persistence and Goal Setting



Certificates



Assessment Uses



- Assess instructional needs and provide relevant instruction
- Prepare staff
- Upskill employees
- In person and remote proctoring available

Instructor-Led Curricula

Essential Computer Skills

- Basic Computer
- Internet basics
- Using Email
- Windows 10
- Windows 11
- Mac OS

Essential Software

- Microsoft Word
- Microsoft Excel
- Microsoft PowerPoint
- Google Docs

Using Technology in Daily Life

- Social Media
- Information Literacy
- Career Search Skills
- Accessing Telehealth Appointments
- Your Digital Footprint
- Supporting K-12 Distance Learning

Next Up

- Spanish translation of Information Literacy

*Those listed in red are also available in Spanish

Curriculum Features



- Aligned with the Northstar Standards
- Easy to Use
- Learner-centered and interactive
- Independent lessons allow for flexibility of sequence

Curriculum Logistics



- 8 lesson plans per unit topic on average
- Each lesson plan is estimated to take 2 hours to complete
- Final unit project aligned with College and Career Readiness Standards
- Lessons may be adapted for one-on-one instruction
- Instructional guide for in person and remote teaching

Each lesson includes



- Warm-up
- We will learn..... (student friendly objectives/purpose)
- Model and Explain
- Do It Together
- Pair Explore
- Individual Practice
- Vocabulary Work
- Wrap-Up



Internet Basics Lesson 7: Internet Privacy



NORTHSTAR

Northstar Digital Literacy Standards <i>This lesson aligns with the following standard/s.</i>	Vocabulary <i>This lesson focuses on the following digital literacy terms.</i>
5. Demonstrate understanding of how to use browser tools and settings to protect privacy (e.g., private browser windows, clearing search history, and declining to save passwords on shared computers). 6. Demonstrate understanding of when it's safe and appropriate to share personal, private, or financial information (e.g., recognizing phishing attempts, identifying unsecured websites).	history private (incognito) window secure/not secure tracking

Technology Concepts <i>Important lesson background and teaching tips for instructors</i>
In this lesson, learners will practice different ways of protecting their privacy while using the internet. They will learn about browsing history and how to open a private window that will not track history. Learners will also recognize the difference between secure vs. not secure websites. Teaching Tips: <ul style="list-style-type: none">Internet browsers use different terms for windows that do not track history. For example, Firefox calls it a 'private window,' while Google Chrome calls it an 'incognito window'. Be familiar with how to open these windows.

Teacher Prep Guide <i>Follow these steps to prepare for teaching this lesson</i>	
General Prep	<ul style="list-style-type: none">Confirm how to open the history on your browser.Confirm answers for Handout C.Prepare to project Reference A and Reference B for Model & Explain 2.Prepare to project Reference C for Pair Explore.
Do It Together 1	<ul style="list-style-type: none">Copy Handout A for each learner.
Do It Together 2	<ul style="list-style-type: none">Copy Handout B for each learner.
Task	<ul style="list-style-type: none">Copy Handout C for each learner (half sheet).
Vocabulary Work	<ul style="list-style-type: none">Copy Handout D for each learner (half sheet).



NORTHSTAR

Warm Up

Find out what learners know and prime them for the work ahead.

Pair/Small Group Work (Think-Pair-Share):

→ *Directions: Give two minutes to think about questions projected on screen, then discuss in pairs for two minutes, and finally share together as a class.*

- ◆ What kinds of financial and personal information do you have to keep safe?
- ◆ What can you do to keep your personal information safe?

We will Learn...

Sharing learner friendly objectives helps set goals for today's learning.

List objectives on board or project. Read through them together to set goals for today's learning.

We will learn to:

erase your internet viewing **history** so other people cannot see the websites you have visited.

open a special **private window** to view websites with more **internet privacy**.

recognize when websites are safe to share **private** information with.

MODEL & EXPLAIN 1

Teacher models and explains (thinks aloud) to complete a digital literacy task while learners observe. To help learners focus on the demonstration, they should not work on their own computers at this time.

Internet History

- Say to learners:
 - ◆ “When you use the internet, your computer remembers, or **tracks**, every website you go to. This is called the **history**.”
- Show learners:
 - ◆ Project your screen and open an internet browser. Go to two or three well-known websites.
 - ◆ Open the **history** on the browser and show learners the **history**.
- Say to learners:
 - ◆ “Sometimes, you may want to keep your internet searches **private**. You don’t want other people to see the websites you have used. If you want, you can delete your **history**. This way other people cannot see it.”
- Show learners how to delete the **history**.
- Say to learners:



NORTHSTAR

Handout A

Private Windows

Directions: Read each situation. Give advice. Should they use a private window? Why?

1) Sam is using his home computer. He wants to buy a television for his wife for her birthday. He wants it to be a surprise.

Do you think Sam should use a private window? Why? _____

2) Deqa is at home. She wants to go to a shopping website to buy a new lamp.

Do you think Deqa should use a private window? Why? _____

3) Clara is at the library. Her child has a small rash and a low fever. She wants to search for information about these symptoms on the internet.

Do you think Clara should use a private window? Why? _____

4) Mai is at home. She is looking for a new job using her work laptop computer.

Do you think Mai should use a private window? _____

5) Tim is at the library. He is reading the news.

Do you think Tim should use a private window? _____



NORTHSTAR



What is Northstar Online Learning?



- Self Directed Online Instruction and Practice
- Learner Dashboard
- Individual Report Cards
- Bulk Creation of Learner Accounts
- Time on Task Tracking



Northstar Online Learning



Essential Computer Skills

- Basic Computer
- [Internet basics](#)
- Using Email
- Windows 10
- Windows 11
- Mac OS

Essential Software

- Microsoft Word
- Excel
- PowerPoint
- Google Docs

Using Technology in Daily Life

- Social Media
- Information Literacy
- Career Search Skills
- [Accessing Telehealth Appointment](#)
- Your Digital Footprint

Next Up

- K-12 Distance Learning

[*Those listed in blue are mobile compatible](#)

Self Directed Online Learning



- Text read out loud slowly and clearly
- Includes instructional and hands on learning
- Learner quizzed throughout module
- Final quiz at end indicates learner is ready for assessment



Northstar Online Learning Question



NORTHSTAR

 **NORTHSTAR** ONLINE LEARNING

 **Basic Computer Skills** > WHAT IS ON A COMPUTER?

Theres

If you look closely at the outside of a computer, you will see buttons and many small holes. These holes are usually called **ports**. Each port has a specific shape for different uses and different types of plugs.



NEXT ►

CC

Northstar Online Learning Activity



 **NORTHSTAR** ONLINE LEARNING

 **Basic Computer Skills** › WHAT IS ON A COMPUTER?

THE **R**



Here is a flash drive that you can plug into a computer. Click on the port that matches it.



NEXT

Northstar Online Learning Correct Answer



NORTHSTAR



NORTHSTAR ONLINE LEARNING



Basic Computer Skills > WHAT IS ON A COMPUTER?

Theres



Here is a flash drive that you can plug into a computer. Click on the port that matches it.



Right! This is called a USB port.
Many different kinds of devices fit this port.
Storage drives are common USB devices.
Click **Next** to continue.



NEXT ►





Learner Dashboard



- Tracks scores on all assessments taken
- Shows progress on self-directed online learning modules
- Gives access to self-directed online learning modules
- Indicates areas of studies mastered and needing instruction
- Provides access to assessments



Learner Dashboard



Theresa Sladek ▾

[Need help getting started?](#)

Sort by my recent activity

ESSENTIAL COMPUTER SKILLS

Basic Computer Skills




PROGRESS

- Assessment Mastery (82%)
- NSOL Practice Completion (55%)

Take Assessment Lessons

Internet Basics




PROGRESS

- Assessment Mastery (85.8%)
- NSOL Practice Completion (50%)

Take Assessment Lessons

Email



PROGRESS

- Assessment Mastery (100%)
- NSOL Practice Completion (78%)

Take Assessment Lessons

Windows

Complete this assessment to see your progress here.

Mac OS

Complete this assessment to see your progress here.

Learner Dashboard - details



Internet

PROGRESS

- Assessment Mastery (85.8%)
- Practice Mastery (13%)

Start Practice

You have completed 13% of the practice lessons for Internet Basics. Your best score for this assessment is 85.8%. You have earned the proctored badge and are eligible for a printed certificate.

Practice

Standards

Assessment History

✓	✗	Demonstrate understanding of how to use browser tools and settings to protect privacy (e.g., private browser windows, clearing search history, and declining to save passwords on shared computers).	Practice Complete ✓
✓	✗	Demonstrate understanding of when it's safe and appropriate to share personal, private, or financial information (e.g., recognizing phishing attempts, identifying unsecured websites).	Practice Complete ✓
✓	✗	Identify ways to protect your devices (e.g., anti-malware software, recognizing possible virus attacks).	Practice Complete ✓
✓	✗	Identify and work with tabs and windows.	Practice
✓	✗	Identify the different ways a person can connect to the internet.	Practice



Learner Report – Staff View

Theresa Sladek

Assign Tags






Class: Fri AMClass: Monday PMTeacher: TheresaMrs Robinson's class

Hamilton LibraryAHS LearnerAdultALPExcelAdvanced ESL ClassESL

Email classExcel PMDislocated Worker9am class

History

Show legacy modules ☐

Module		Best Score ?	Practice Lessons	Badge	Certificate
<div><div></div><div>NEW</div></div>		82% 2 attempts	54.5%	No badge earned	Has not passed a proctored assessment.
<div><div></div><div>NEW</div></div>		85.8% 1 attempt	50%		Certificate +
<div><div></div><div>NEW</div></div>		100% 8 attempts	77.8%		Certificate +

Learner Report Details – Staff View



NORTHSTAR

Open Door Learning C... Learners Assessments Reports Location Info Resources My Locations Theresa Sladek

View Learners View Usage Amounts

Theresa Sladek

History » Internet (New)

Theresa needs improvement in 4 standards based on the **last time** they took this assessment (5 months ago).

Status on Assessment	Standard	Practice Status
✗	5 Demonstrate understanding of how to use browser tools and settings to protect privacy (e.g., private browser windows, clearing search history, and declining to save passwords on shared computers).	✓ Practice completed
✗	6 Demonstrate understanding of when it's safe and appropriate to share personal, private, or financial information (e.g., recognizing phishing attempts, identifying unsecured websites).	✓ Practice completed
✗	7 Identify ways to protect your devices (e.g., anti-malware software, recognizing possible virus attacks).	✓ Practice completed
✗	15 Identify and work with tabs and windows.	Practice incomplete: Staying organized

Theresa has mastered 13 standards based on the **last time** they took this assessment (5 months ago).

Status on Assessment	Standard	Practice Status
✓	1 Identify the different ways a person can connect to the internet.	Practice incomplete: Connecting to the internet
✓	2 Demonstrate knowledge of browsers and identify commonly used browsers.	Practice incomplete:

Reports



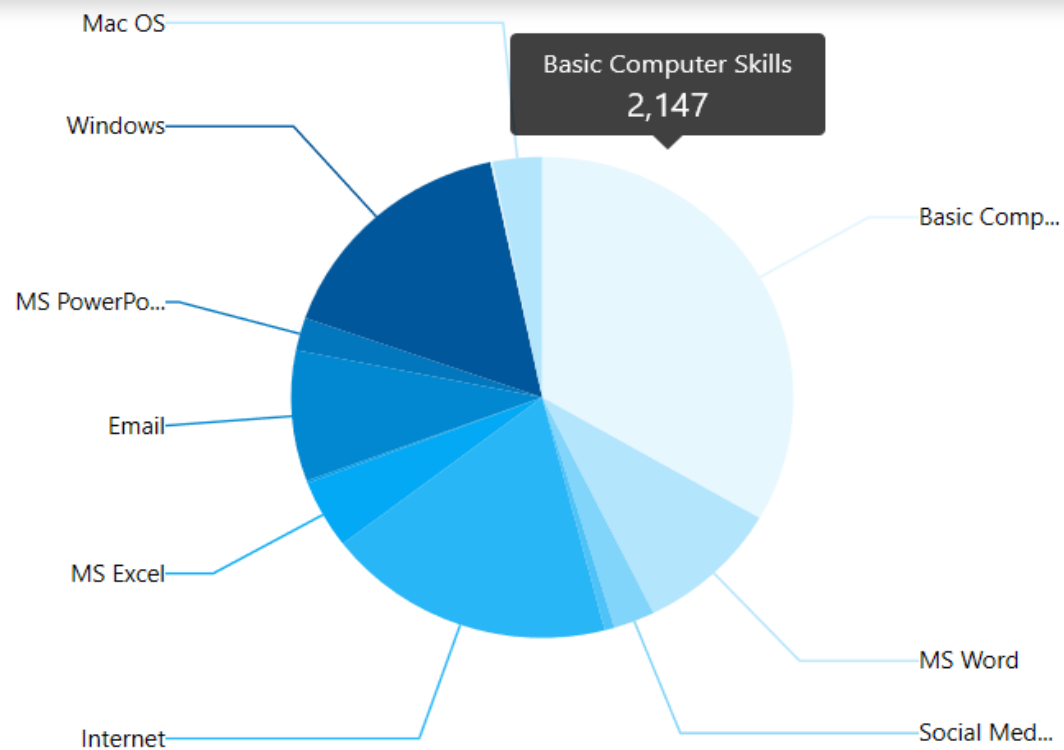
- Assessments by Site
 - Summary Report – number of assessments taken per topic and percentage passed
 - Detailed Report – question performance per topic

Summary Report: Assessments Taken



Summary Report

Detailed Reports



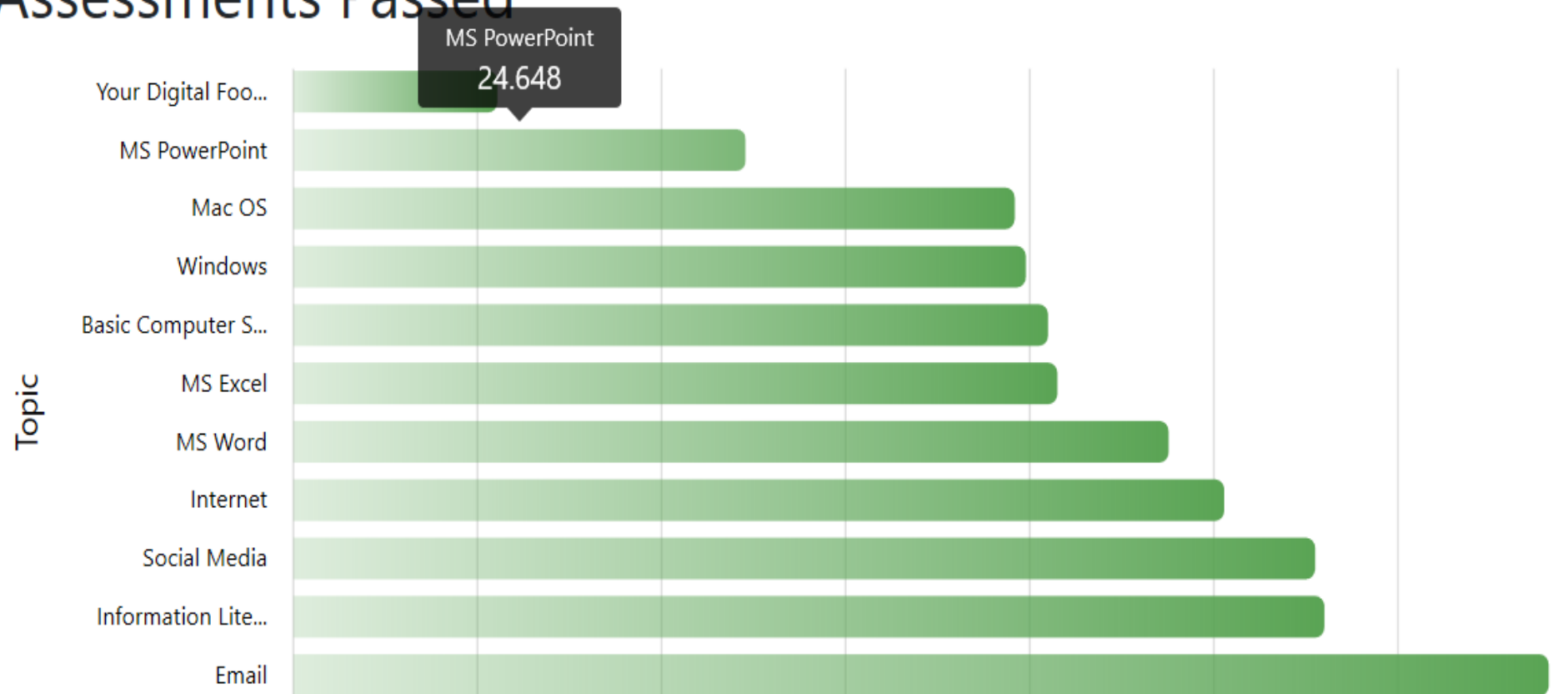
Legend

- Basic Computer S...
- MS Word
- Social Media
- Information Litera...
- Internet
- MS Excel
- Career Search Skills
- Email
- MS PowerPoint
- Windows
- Your Digital Foot...
- Mac OS

Summary Report: Percentage Assessments Passed



Assessments Passed



Detailed Reports



- View by assessment topic
- Demonstrates overall question performance to inform instruction
- Click through to exact assessment question to aid teacher in improving instruction



Detailed Report by Module

Summary Report Detailed Reports

Basic Computer Skills (Legacy)

⚙️ Filter Results

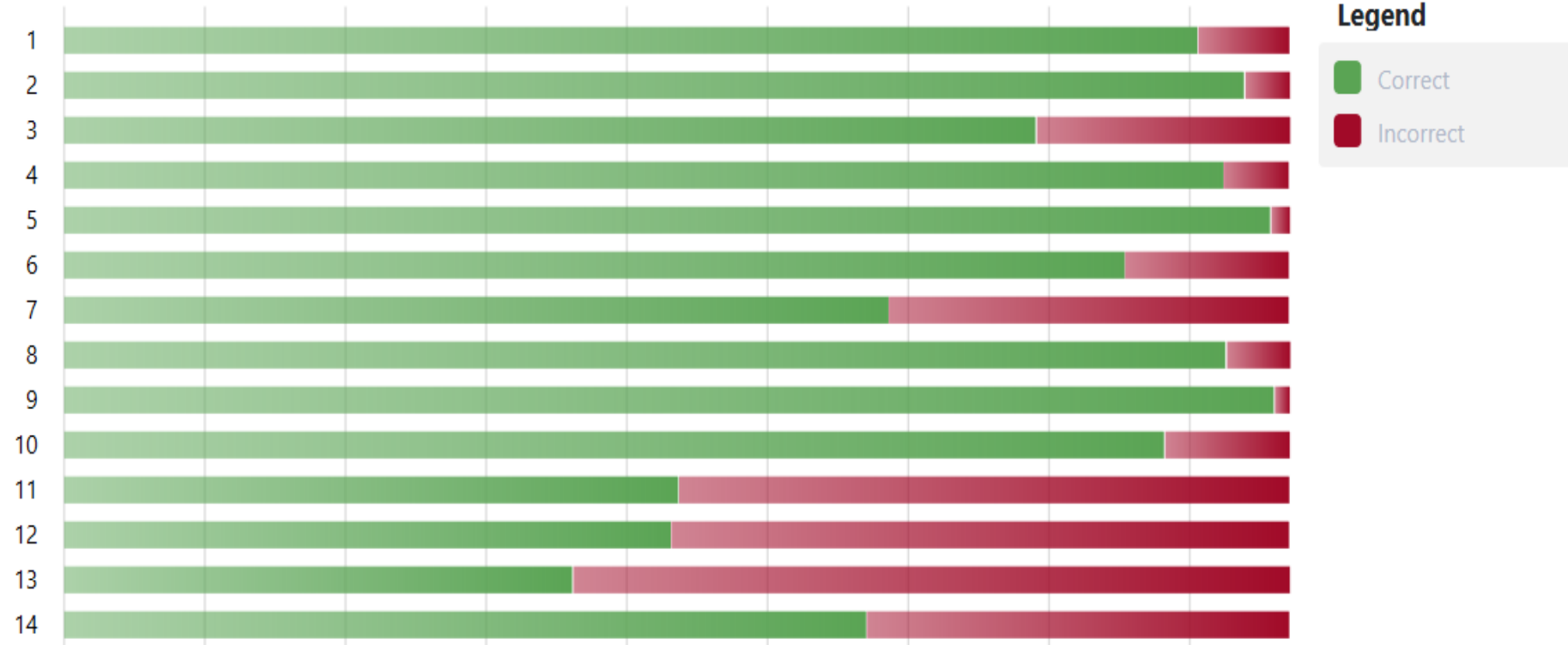
Total # of Assessments	1740
Total # of Passing Assessments	722 (41.5%)
Average Score Percentage	80%
Average Duration	15m 5s

Detailed Report by Module Question



NORTHSTAR

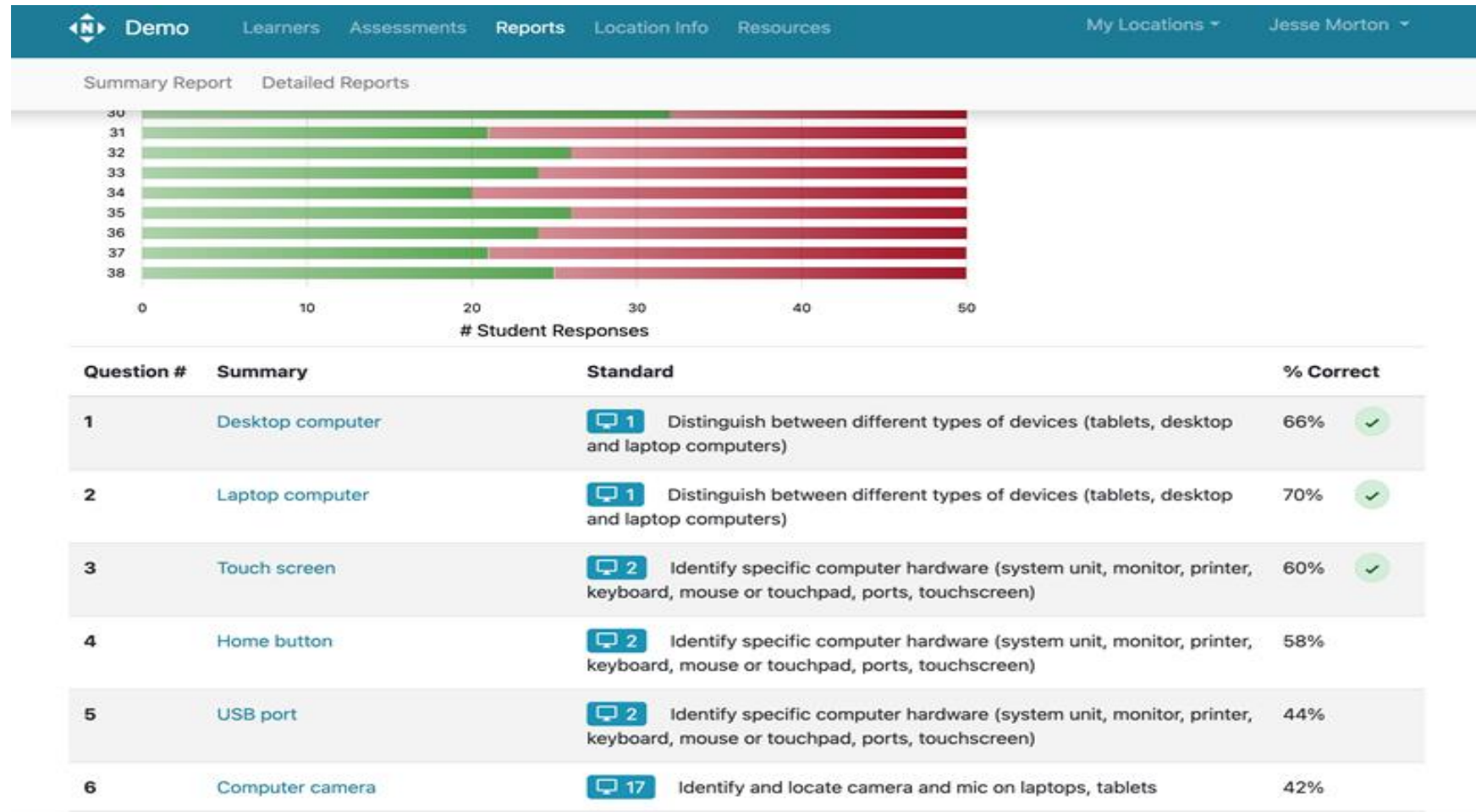
Question Performance



Detailed Report Question ID



NORTHSTAR



Administrative Features



- Each site has 2-3 Administrators
 - Add and delete staff/volunteers in Admin Portal
 - Set organization wide parameters for Northstar
- Staff, Proctors, and Learners
- Free advertising on Northstar homepage
- Online help desk (support@digitalliteracyassessment.org)
- Can be integrated into Canvas, Blackboard, and other platforms using LTI 1.3

Contact Information



Northstar Digital Literacy Website

<https://www.digitalliteracyassessment.org/>

